

NAUTICAST A2

Nauticast A2 Class A AIS Transponder

The robust AIS solution for professional use, both SOLAS and Inland

Easy installation, full connectivity

Single-box design with integrated colour display for easy installation. RS232/RS422 interfaces (NMEA 0183) allow for integration with other ship systems. Pilot plug and USB connector located in front panel give easy access to static and dynamic data.

Reliable and future proof

The NAUTICAST A2 is regarded by many as the most reliable device in its class, exceeding all relevant specifications (IMO, ITU, IEC and CCNR). Built as SDR (software defined radio) it offers maximum capability for upgrades to future technical standards.



www.nauticast.com/en/cms/a2



USCG: 165.155/EC0735/4322749

Inland approved



WSV.de
R-4-305

(CCNR Standard 2.0)

Wheelmark approved



4581/001/4322749/15

(ITU-R M.1371-5)

Other main features

- Weatherproof & compact design
- Pilot plug and USB located in front panel
- Quick software upgrade via USB
- Forced Low Power Mode
- SART alarm and test support
- Intuitive graphical user interface
- Languages EN, DE, NL, FR, HU, ES, RO
- 3-year warranty

Nauticast GmbH

Lützowgasse 12-14 / 3.OG

1140 Vienna, Austria














T +43 1 5237 237 - 0
F +43 1 5237 237 - 150
office@nauticast.com
www.nauticast.com

Upgrade Solutions

Upgrade from other AIS to Nauticast A2

Choosing the right upgrade products saves time & money

Upgrade from:		Nauticast AIS	Saab R4	SRT Class A/L3 Inland / Oceansat ...
Mounting	Flush	 100 1052 (Alu 320mm x 240mm)	 for R4 display: 100 1060 (Alu 272mmx200mm)	 100 1012 (Alu 250mm x 115mm) (or use: 100 1060)
	Gimbal	 100 1006 or  100 1005		
Data	Sensor 1...3	 100 1008 (for all cases)	 100 1015	 100 1009
	ECDIS LONG RANGE	 100 1004 (alternative if old connection box used)		
Antenna	VHF (BNC fem)	 N fem to BNC male 100 1053	- (as before)	 UHF fem to BNC male 100 1050
	GPS (TNC fem)	- (as before)	- (as before)	- (as before)



Specifications & Accessories

Technical Specifications

■ Model	Nauticast A2	
■ Size (device):	238x87x173 mm	■ VHF: SDR Transceiver Frequency 156-163 MHz Output power 1/12.5W (±1.5dB) Sensitivity < -111 dBm Connection: BNC female
■ Weight:	2.25 kg	■ GPS: 50 Channels Frequency: L1(1575.42 MHz) Update rate: 1 Hz Antenna feed: 5 V DC Connection: TNC female
■ Power:	24VDC (12VDC) 20W avg consumption, 60W peak consumption 2.5A (5A) peak current	■ Accuracy: Position <2.0 m DGPS (CEP) Position <2.5 m GPS (CEP) (SA off)
■ Interfaces:	5 x RS422 / 1 x RS232 1 x USB 1 x Digital In (e.g. Blue sign) Alarm Relay / Pilot plug	■ Sensitivity: Tracking -162 dBm Cold Start -148 dBm
■ Environmental:	Protected (EC 60945-Ed.4) -15 °C to 55 °C	
■ Display:	64.5*78 mm LED backlit TFT 320*240 resolution 450 cd/m ² luminance	

Upgrade cables

Upgrade from:	Nauticast AIS (all cases)	Nauticast AIS (no ext. switch)	Nauticast AIS (connection box)	Saab R4	SRT
	100 1008	100 1008-1	100 1004	100 1015	100 1009
Sensor 1..3	✓	✓	✓	✓	✓
ECDIS	✓	✓	✓	✓	✓
Long Range	✓	✓	✓	✓	✓
Pilot Port (ext.)	✗ ¹⁾	✗ ¹⁾	✗ ¹⁾	✗ ¹⁾	✗ ¹⁾
RS232	✓	✗	✗	✗	✗
External Switch	✓	-	✗ ²⁾	✗ ²⁾	✓
Alarm out	✗ ³⁾	✗ ³⁾	✗ ³⁾	✓	✗ ³⁾
Power	✓	✓	✗ ²⁾	✗ ²⁾	✗ ²⁾

- 1) Pilot port is integrated in front hatch of Nauticast A2. In case the prior pilot port connection is needed, use Long Range or ECDIS port.
- 2) Reconnect External Switch and power with standard Nauticast A2 power cable.
- 3) An external alarm relay is necessary for a load with more than 140VDC or 1.5A (see detailed upgrade instructions).



Order Information

Box Content & Recommended Accessories

Purpose	Description	Prod. No.
Box Content	Nauticast A2 device, power cable, printed installation & operation guides; USB-Stick with full documentation & firmware (optional: printed product manual 80p, Art.No. 1001001-2)	100 1001
Mounting	Standard mounting bracket Gimbal mounting bracket	100 1005 100 1006
Interface	Connection Box for A2 Data cable A2 for Connection Box 2m Data cable A2 with open ends (labelled individually) Alarm Relay for A2	100 1011 100 1013 100 1003 100 1010
Upgrade (from previous Nauticast AIS SOLAS/Inland models or from Saab R4 or from SRT compatible devices)	Retro fit flush mount Alu (replacing all Nauticast AIS models) Retro fit flush mount Alu (replacing Saab R4 devices) Retro fit flush mount Alu (replacing SRT compatible models) Set: Upgrade data cable incl. Blue Sign for Nauticast AIS Upgrade cable sensor / data only Interface cable for Nauticast AIS with connection box Interface cable for upgrading from Saab R4 devices Interface cable for upgrading from SRT compatible devices BNC male to N female adapter (for Nauticast AIS VHF upgrade) BNC male to UHF female adapter (for SRT VHF upgrade)	100 1052 100 1060 100 1012 100 1008 100 1008-1 100 1004 100 1015 100 1009 100 1053 100 1050
GPS Antennas ¹⁾	MA700 GPS antenna with 10m cable (TNC male) AT575-68 GPS antenna (without cable) plug: TNC female	100 1020 300 1019
VHF Antennas	VH-3200 VHF Whip antenna with 5m cable and mounting gear Scan Antenna VHF23 95cm UHF connector Scan Antenna VHF73 126 cm UHF connector Scan Antenna VHF73N 126 cm N connector	100 1028 111 1023 111 1073 111 1073N
Combined Antennas	Scan Antenna VHF/GPS4, 112 cm, N female - splitter, cable set	111 1604
Antenna Mounts	Procom FLG Antenna Deck Mounting Kit G1"-11 Thread Mount Mast/Rail Mount G1"-11 mounting bracket Deck mount for standard GPS Antenna 1"-14 Standard Thread Pipe mounting Bracket stainl.steel 1"-14 Standard Thread GPS Antenna Mount Nylon 1"-14 Standard Thread	100 1023 111 0102 100 1029 100 1030 300 1002-2
Network	Nauticast W1 Serial (RS232/RS422/RS485) to Wifi Server (802.11.b/g/n). TCP and UDP mode. Access Point/Router incl. DHCP Server. Metal casing 68x90x28mm. 9-24VDC power incl. 1m power cable with open ends.	300 2001

1) Note: AIS type approval requires operation in Solas or Inland mode with one of the certified GPS antennas (MA700 or AT575-68 or combi-antenna AC-Marine VHF/GPS-2). In compliance with the certifications the VHF antenna may be any technically equivalent marine VHF antenna.

Inquiries & Orders

sales@nauticast.com
T +43 1 5237 237 - 400
F +43 1 5237 237 - 150



Nauticast A2 Connection Box (p/n 100 1011)